



1W

IP30


16 mm
0.6"

24 mm
0.95"

0.02 kg
0.04 lbs

IMPORTANT

EN: AGGRESSIVE AGENTS

Avoid contact between the luminaire and aggressive chemical substances (e.g. fertilizer, weed-killer, lime).

IT: SOSTANZE CHIMICHE

Evitare il contatto dell'apparecchio con sostanze chimiche aggressive (es. fertilizzanti, diserbanti, calce, ecc).

FR: AGENTS AGRESSIFS

Évitez tout contact entre le luminaire et les substances chimiques agressives (par exemple engrais, désherbant, chaux).

EN: CLEANING

Clean with non-abrasive and alcohol free neutral pH cleaners. Do not use high pressure water cleaners.

IT: PULIZIA

Pulire con detergenti non abrasivi a pH neutro privi di alcol. Non utilizzare idropultrici.

FR: NETTOYAGE

Le nettoyage doit être fait avec des nettoyeurs à pH neutre, non abrasif et sans alcool. N'utilisez pas de nettoyeur haute pression.

EN: POWER SUPPLY

Low voltage luminaire. Do not connect directly to main voltage!

IT: ALIMENTATORE

Apparecchio in bassa tensione. Non collegare direttamente alla rete principale!

FR: SOURCE DE COURANT

Luminaire basse tension. Ne connectez pas directement à la tension secteur!

EN: POWER OFF


Luminaires must be wired with power off.

IT: ALIMENTAZIONE SPENTA

Gli apparecchi devono essere collegati ad alimentazione spenta.

FR: MISE HORS TENSION

Les luminaires doivent être câblés hors tension.

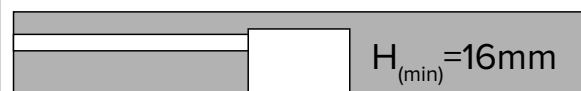


INSTALLATION

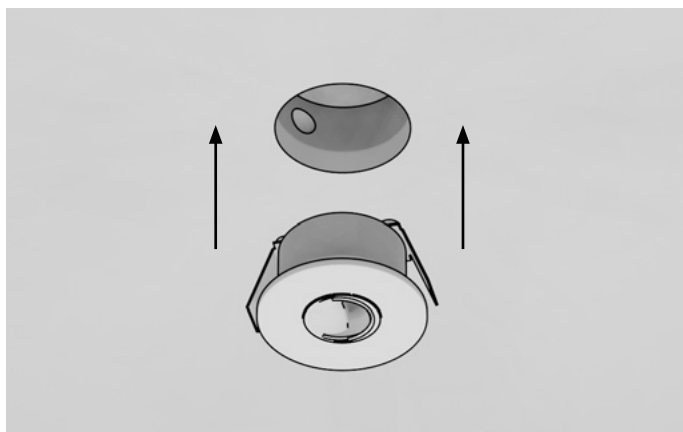
EN: Install the luminaire using springs.

IT: Installare l'apparecchio utilizzando le molle.

FR: Installer le luminaire à l'aide de ressorts.



ø24 mm

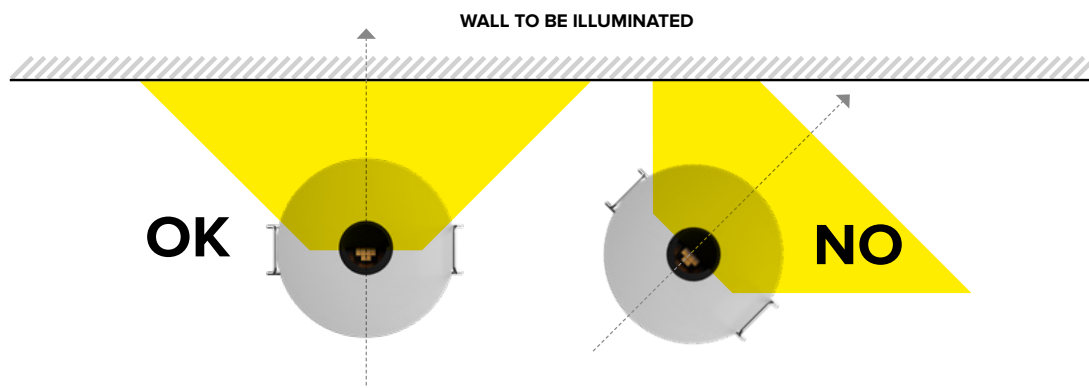


INSTALLATION ASYMMETRICAL LUMINAIRE

EN: Install the luminaire so that the sticker "WALL SIDE" is facing the wall.

IT: Installare l'apparecchio con l'etichetta "WALL SIDE" rivolta verso il muro.

FR: Installer le luminaire de sorte que l'autocollant "WALL SIDE" soit face au mur.

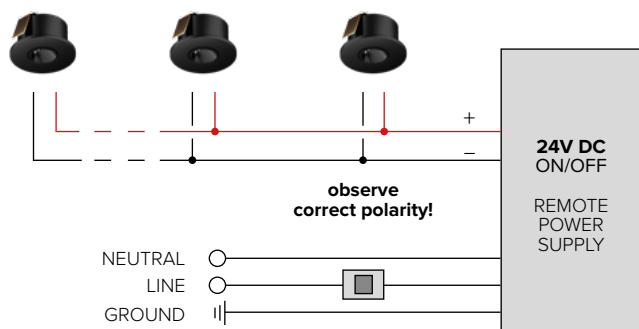




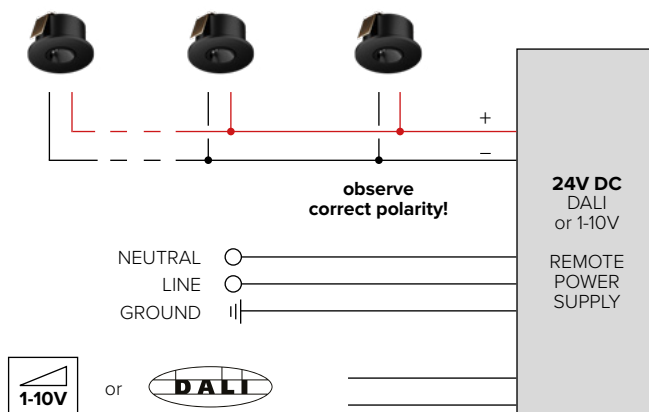
DOT 30
64049 R _ _ _

B LIGHT
DESIGNED TO PERFECTION

WIRING EXAMPLE ON/OFF: 24V DC



WIRING EXAMPLE DALI OR 1-10V: 24V DC



WIRING DISTANCE

EN: The below data are guaranteed **ONLY** when using power supplies provided by B LIGHT.

IT: I dati riportati di seguito sono garantiti **SOLO** quando si utilizzano alimentatori forniti da B LIGHT.

FR: Les données ci-dessous sont garanties **UNIQUEMENT** lors de l'utilisation d'alimentations fournies par B LIGHT.

LUMINAIRES 24V DC (CONSTANT VOLTAGE)

Power supply Alimentatore Source de courant	EN: Cable size / max wiring distance from the power supply to the last connected luminaire. IT: Dimensioni cavo / lunghezza cavo massima dall'alimentatore all'ultimo apparecchio collegato. FR: Taille du câble / distance de câblage maximale au l'alimentation et le dernier luminaire connecté.				
	0,5 mm ² / 20 AWG	0,75 mm ² / 18 AWG	1,0 mm ² / 16 AWG	1,5 mm ² / 14 AWG	2,5 mm ² / 12 AWG
20W	12 m / 39 ft	18 m / 59 ft	24 m / 79 ft	36 m / 118 ft	60 m / 197 ft

B LIGHT will not consider valid the warranty conditions and will decline any responsibility for damage if the instructions are not fully enforced.

B LIGHT non riterrà valide le condizioni di garanzia e declina ogni responsabilità per danni qualora le istruzioni non siano pienamente applicate.

B LIGHT ne considérera pas valables les conditions de garantie et déclinera toute responsabilité en cas de dommages si les instructions ne sont pas pleinement respectées.