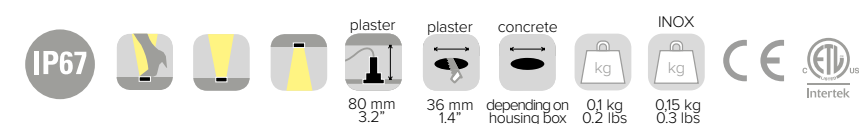
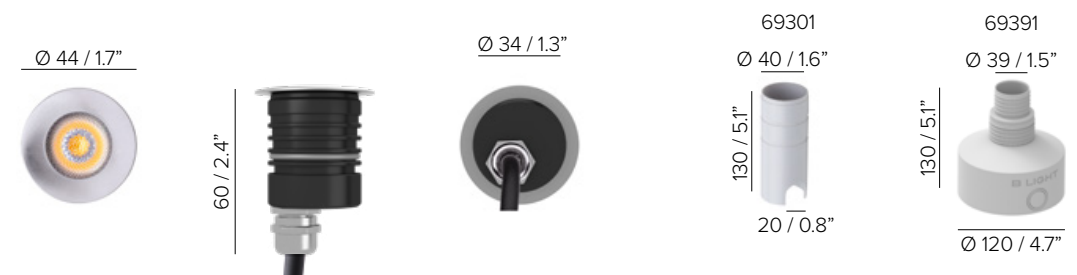


ATRIA MINI

SPECIFICATIONS

base code	66027
typology	Walkover uplight or downlight
mounting	In plasterboard using spring clip (code 69834) to be separately ordered as accessory, or in concrete using o-ring and housing box to be separately ordered as accessory
diameter	44 mm / 1.7"
height	60 mm / 2.4"
required depth	80 mm / 3.2" if mounting in plasterboard - 130 mm / 5.1" if mounting in concrete
first fit requirement	Yes, separate housing box for concrete (code 69301 or code 69391)
cut out	Plasterboard: 36 mm / 1.4" - Concrete: depending on housing box
construction	Turning and milling aluminum or stainless steel AISI 304. Lens: PMMA. Protective glass in PMMA complete with silicone gasket. ABS (code 69391) or PVC (code 69301) housing box
finishes	Bezel: anodized, stainless steel AISI 304 or powder coated when painted. Heat sink anodized or stainless steel AISI 304
ingress protection	IP67. North America wet location. Built-in protection from water infiltration and moisture
lamp type	LED array on printed circuit board. Remote power supply not included
lamp wattage	3W at 48V DC. North America 24V DC
lamp lumens	280lm
delivered lumens	200lm (3000K CRI93, 30°)
lumen maintenance	50.000h L85
beam	20°, 30°. Honeycomb for visual comfort to be specifically ordered
kelvin	2200K CRI80, 2700K CRI93, 3000K CRI93 / 3 step MacAdam ellipse
special features	48V DC: unpolarized electronic system. 24V DC: reverse polarity protection. Thermal Sensor - Safe wiring - Two wires dimming - Water stop technology
dimming options	Push button, potentiometer, 0-10V, DALI, DMX, KNX. Dimming options depend on power supply and additional control units to be separately ordered as accessories
listings	CE, ETL listed for wet location





ATRIA MINI

ORDER CODE

BASE CODE

66027

A . POWER SUPPLY

8 48V DC power supply NOT included

R  listed 24V DC power supply NOT included

B . KELVIN

5 3000K CRI93

8 2700K CRI93

I 2200K CRI80

C . BEAM

2 spot 20°

4 flood 30°

BASE CODE

Example: **66027**

A B C D E

8 8 4 5 B = **66027-8845B**

D . FINISHES

1 grey anodized



5 stainless steel bezel and body



F golden bronze



R stainless steel bezel, anodized body



E . LENS

A honeycomb



B clear





ATRIA MINI

ACCESSORIES

REQUIRED ACCESSORIES - NOT INCLUDED

	code	output power	input voltage / frequency		IP	dimensions mm
Power supply 48V DC*, ON/OFF	69180	30W	90-264V	47-63Hz	IP20	L160xW46xH30
Power supply 48V DC, 1-10V [®] or ON/OFF* ambient temperature up to 60° C	69185	40W	90-305V	47-63Hz	IP67	L171xW62xH37
Power supply 48V DC*, DALI [®] ambient temperature up to 60° C	69195	75W	100-305V	47-63Hz	IP67	L180xW63xH36
Power supply 48V DC, 1-10V and DALI	69096	55W	99-264V	50-60Hz	IP20	L129xW76xH30

*for a perfect dimming, it is necessary that the power supply is saturated to 100%

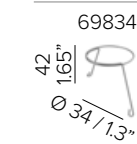
Class 2 power supply
24V DC

Consult **B LIGHT North America**
Lighting Group Network
T: 212.775.6363
E: info@lightinggroupnetwork.com



code	description	dimensions mm
69865	IP68 connector, 1 IN - 1 OUT, 2 wires	W37xD22xH37
69847	IP68 connector, 1 IN - 2 OUT, parallel wiring, 2 wires	W45xD30xH17

OPTIONAL ACCESSORIES



code	description	dimensions mm
69834	spring clip for plasterboard	Ø34xH42

code	description	dimensions mm
69301	indoor housing box for concrete	Ø40xH130
69391	outdoor housing box for concrete	Ø120xH130

*To choose the power supply, always add a spare 20% as safety margin.
See pag 505 for cable size and max wiring distance from power supply to last connected luminaire