

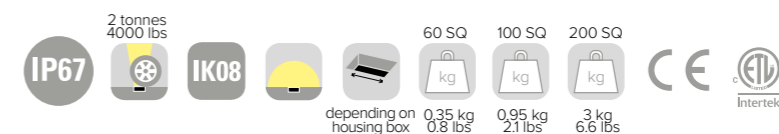

BUTTON SQ DO

SPECIFICATIONS

base code	67941 BUTTON 60 SQ DO - 67943 BUTTON 100 SQ DO - 67945 BUTTON 200 SQ DO
typology	In-ground square luminaire with a drive over load of 2 tonnes / 4000 lbs
mounting	Using housing box to be separately ordered as accessory
length	BUTTON 60 SQ DO: 56x56 mm / 2.2"x2.2" - BUTTON 100 SQ DO: 98x98 mm / 3.9" x3.9" - BUTTON 200 SQ DO: 198x198 mm / 7.8"x7.8"
height	70 mm / 2.8"
required depth	Depending on housing box
first fit requirement	Yes, separate housing box. Millimetric height adjustment from 0 to 50 mm / from 0" to 2": BUTTON 60 SQ DO: code 69471 or 69472 (adjustable height) BUTTON 100 SQ DO: code 69473 or 69474 (adjustable height) BUTTON 200 SQ DO: code 69475 or 69476 (adjustable height)
floor cut out	Depending on housing box
construction	Fixture: turning and milling aluminum. Tempered glass diffuser - 15 mm / 0.6" thickness - complete with silicone gasket. Housing box in PVC and stainless steel AISI 304
finishes	Fixture anodized. Glass surface
ingress protection	IP67. North America wet location. Built-in protection from water infiltration and moisture
lamp type	LED array on printed circuit board. Remote power supply not included
lamp wattage	BUTTON 60 SQ DO: 1,5W at 48V DC - BUTTON 100 SQ DO: 1,5W at 48V DC BUTTON 200 SQ DO: 6W at 48V DC. North America 24V DC
lamp lumens	1,5W: 150lm. 6W: 600lm
delivered lumens	1,5W: 80lm. 6W: 300lm
lumen maintenance	50.000h L90
beam	Diffused
kelvin	2700K CRI93, 3000K CRI93 and 4100K CRI93 / 3 step MacAdam ellipse
special features	Unpolarized electronic system - Safe wiring - Two wires dimming - Water stop technology
dimming options	Diffuse and completely homogenous light distribution across the entire surface Push button, potentiometer, 1-10V, DALI, DMX, KNX. Dimming options depend on power supply and additional control units to be separately ordered as accessories
listings	CE, ETL listed for wet location



DIFFUSE AND COMPLETELY HOMOGENOUS LIGHT DISTRIBUTION ACROSS THE ENTIRE SURFACE




BUTTON SQ DO

ORDER CODE

BASE CODE

- 67941** BUTTON 60 SQ DO
- 67943** BUTTON 100 SQ DO
- 67945** BUTTON 200 SQ DO

A . POWER SUPPLY

- 8** 48V DC power supply NOT included
- R**  listed 24V DC power supply NOT included

B . KELVIN

- 4** 4100K CRI93
- 5** 3000K CRI93
- 8** 2700K CRI93

C . DIFFUSER

- 9** frosted glass

BASE CODE

Example: **67941 8 8 9 G = 67941-889G**

D . FINISHES

- G** glass 

ACCESSORIES

REQUIRED ACCESSORIES - NOT INCLUDED

code	description	dimensions mm
69471	housing box for concrete	L60x60xH120
69472	height adjustable housing box for concrete	Ø150xH126-174
69473	housing box for concrete	L103x103xH120
69474	height adjustable housing box for concrete	Ø150xH126-176
69475	housing box for concrete	L202x201xH120
69476	height adjustable housing box for concrete	L202x202xH126-176
69592	suction cup for the extraction of BUTTON 60 SQ DO	W50xH40
69593	suction cup for the extraction of BUTTON 100 / 200 SQ DO	W80xH50

BUTTON SQ DO

ACCESSORIES

REQUIRED ACCESSORIES - NOT INCLUDED

code	output power	input voltage / frequency	IP	dimensions mm
69180	30W	90-264V	47-63Hz IP20	L160xW46xH30
69185	40W	90-305V	47-63Hz IP67	L171xW62xH37
69186	60W	90-305V	47-63Hz IP67	L171xW62xH37
69187	100W	90-305V	47-63Hz IP67	L220xW68xH39
69195	75W	100-305V	47-63Hz IP67	L180xW63xH36
69196	100W	100-305V	47-63Hz IP67	L199xW63xH36
69096	55W	99-264V	50-60Hz IP20	L129xW76xH30

¹for a perfect dimming, it is necessary that the power supply is saturated to 100%

Power supply 48V DC, 1-10V[®] or ON/OFF* ambient temperature up to 60° C

Power supply 48V DC, DALI[®] ambient temperature up to 60° C

Power supply 48V DC, 1-10V and DALI

Class 2 power supply 24V DC

Consult **B LIGHT North America**
Lighting Group Network
T: 212.775.6363
E: info@lightinggroupnetwork.com



code	description	dimensions mm
69842	IP68 connector, 1 IN - 1 OUT, 2 wires	W37xD22xH37
69847	IP68 connector, 1 IN - 2 OUT, parallel wiring, 2 wires for BUTTON 100 SQ DO / BUTTON 200 SQ DO	W45xD30xH17

