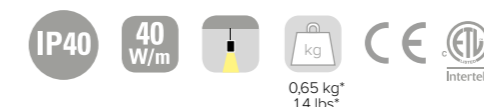





INSERTO MEDIUM 40 SD

SPECIFICATIONS


base code	648
typology	Compact, linear pendant luminaire
mounting	To ceiling with 2000 mm / 78.7" steel wire ropes (included)
length	Available in eight lengths, from 780 to 2530 mm / from 30.7" to 99.6"
height	40 mm / 1.6"
width	40 mm / 1.6"
construction	Extruded aluminum fixture. end caps in turning and milling aluminum. Diffuser in polycarbonate
finishes	Anodized or powder coated when painted
ingress protection	IP40. North America dry location
lamp type	Linear LED array on printed circuit board. PCB L 250 mm / 9.8". PCB increment 250 mm / 9.8" - 2500 mm / 98.4" max. Custom dimensions on request. Remote power supply not included
LED pitch	4,1 mm / 0.2" (480 LEDs per meter)
lamp wattage	From 30W to 100W at 48V DC. North America 24V DC
lamp lumens	PCB L 250: 2700K CRI93 - 830lm, 3000K CRI93 - 830lm, 4000K CRI93 - 915lm
delivered lumens	PCB L 250: 585lm (3000K CRI93, satin) - 740lm (3000K CRI93, microprismatic)
lumen maintenance	50.000h L90
beam	Diffused or microprismatic
kelvin	2700K CRI93, 3000K CRI93 and 4000K CRI93 / 3 step MacAdam ellipse
special features	Reverse polarity protection - Two wires dimming. Diffuse and completely homogenous light distribution across the entire surface
dimming options	Push button, potentiometer, 1-10V, DALI, DMX, KNX. Dimming options depend on power supply and additional control units to be separately ordered as accessories
listings	CE, ETL listed for dry location



* weight based on 250 mm / 9.8"



INSERTO MEDIUM 40 SD

ORDER CODE




BASE CODE	A1 . LENGTH	A . POWER SUPPLY	B . KELVIN
648	27 780 mm 30 W	8 48V DC power supply NOT included R  listed 24V DC power supply NOT included	4 4000K CRI93 5 3000K CRI93 8 2700K CRI93
	28 1030 mm 40 W		
	29 1280 mm 50 W		
	30 1530 mm 60 W		
	31 1780 mm 70 W		
	32 2030 mm 80 W		
	33 2280 mm 90 W		
	34 2530 mm 100 W		

Example: BASE CODE A1 A B C D = 648 27 8 5 A 6 = **64827-85A6**

C . DIFFUSER

- A** satin flush diffuser 
- B** microprismatic flush diffuser 

D . FINISHES

- 1** grey anodized 
- 2** black RAL 9005 
- 6** white RAL 9003 

INSERTO MEDIUM 40 SD

ACCESSORIES

REQUIRED ACCESSORIES - NOT INCLUDED

code	output power	input voltage / frequency	IP	dimensions mm
Power supply 48V DC, ON/OFF*				
69181	40W	90-305V	47-63Hz IP67	L163xW43xH32
69182	60W	90-305V	47-63Hz IP67	L163xW43xH32
69183	100W	90-264V	47-63Hz IP20	L201xW70xH35
69188	150W	90-305V	47-63Hz IP67	L228xW68xH39
69189	240W	90-305V	47-63Hz IP67	L244xW68xH39
Power supply 48V DC, 1-10V⁽¹⁾				
69185	40W	90-305V	47-63Hz IP67	L171xW62xH37
69186	60W	90-305V	47-63Hz IP67	L171xW62xH37
69187	100W	90-305V	47-63Hz IP67	L220xW68xH39
69188	150W	90-305V	47-63Hz IP67	L228xW68xH39
69189	240W	90-305V	47-63Hz IP67	L244xW68xH39
Power supply 48V DC, DALI⁽¹⁾				
69195	75W	100-305V	47-63Hz IP67	L180xW63xH36
69196	100W	100-305V	47-63Hz IP67	L199xW63xH36
69197	150W	100-305V	47-63Hz IP67	L219xW63xH36
¹ for a perfect dimming, it is necessary that the power supply is saturated to 100%				
Power supply 48V DC, 1-10V and DALI				
69096	55W	99-264V	50-60Hz IP20	L129xW76xH30
Power supply 48V DC, 0-10V				
69097	120W	90-305V	47-63Hz IP67	L191xW63xH38
Class 2 power supply 24V DC				
Consult B LIGHT North America Lighting Group Network T: 212.775.6363 E: info@lightinggroupnetwork.com				

