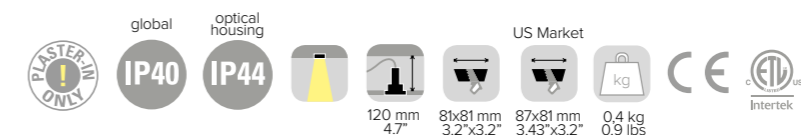





INSIDE 80 SQ

SPECIFICATIONS

base code	64114
typology	Square trimless downlight
mounting	In plasterboard using mounting frame to be separately ordered
dimension	80x80 mm / 3.2"x3.2"
height	78 mm / 3.1"
required depth	120 mm / 4.7"
first fit requirement	Yes, separate mounting frame for plaster ceiling. Mounting frame for plasterboard 13 mm / 0.5" (code 69363/69364). Height adjustable mounting frame for plasterboard (code 69383/69384). Mounting frame for plasterboard US market (code 69547/69548)
ceiling cut out	81x81 mm / 3.2"x3.2". US Market: 87x81 mm / 3.43"x3.2"
construction	Fixture: turning and milling aluminum. Reflector and protective glass in polycarbonate. Mounting frame: extruded aluminum and galvanized steel
finishes	Powder coated. Heat sink anodized
ingress protection	Global IP40, optical housing IP44. North America damp location
lamp type	COB. Remote power supply not included
lamp wattage	12W at 48V DC and 350 mA
lamp lumens	2700K CRI93 - 1280lm, 3000K CRI93 - 1320lm, 4000K CRI93 - 1420lm
delivered lumens	990lm (3000K CRI93, 38°)
lumen maintenance	50.000h L90
beam	28°, 38°, 50° with softening lens
kelvin	2700K CRI93, 3000K CRI93 and 4000K CRI93 / 3 step MacAdam ellipse
special features	48V DC: unpolarized electronic system - Thermal Sensor - Safe wiring
dimming options	Push button, potentiometer, 0-10V, DALI, DMX, KNX. Dimming options depend on power supply and additional control units to be separately ordered as accessories
listings	CE, ETL listed for damp location





INSIDE 80 SQ

ORDER CODE

BASE CODE

64114

A . POWER SUPPLY

- S** 48V DC power supply NOT included
- L** 350 mA power supply NOT included
- S**  listed 48V DC power supply NOT included
- U**  listed 350 mA power supply NOT included

B . KELVIN

- 4** 4000K CRI93
- 5** 3000K CRI93
- 8** 2700K CRI93

C . BEAM

- F** spot 28°, soft lens
- G** flood 38°, soft lens
- H** wide flood 50°, soft lens

BASE CODE

Example: **64114** **A** **B** **C** **D**
8 **8** **F** **6** = **64114-88F6**

D . FINISHES

- 2** black RAL 9005 
- 6** white RAL 9003 



INSIDE 80 SQ

ACCESSORIES

REQUIRED ACCESSORIES - NOT INCLUDED

code	description	dimensions mm
69363/69364	white mounting frame for plasterboard 13 mm / 0.5"	W80x80xH42
69364	black mounting frame for plasterboard 13 mm / 0.5"	W80x80xH42
69383	height adjustable white mounting frame for plasterboard from 10 to 30 mm / from 0.4" to 1.2"	W80x80xH51-71
69384	height adjustable black mounting frame for plasterboard from 10 to 30 mm / from 0.4" to 1.2"	W80x80xH51-71
69547	white mounting frame for plasterboard US market	W80x80xH42
69548	black mounting frame for plasterboard US market	W80x80xH42
69595	key for extraction of the luminaire from the mounting frame	W70xD40

Power supply 48V DC*, ON/OFF

code	output power	input voltage / frequency	IP	dimensions mm
69180	30W	90-264V	47-63Hz IP20	L160xW46xH30
69181	40W	90-305V	47-63Hz IP67	L163xW43xH32
69182	60W	90-305V	47-63Hz IP67	L163xW43xH32
69183	100W	90-264V	47-63Hz IP20	L201xW70xH35

Power supply 350 mA max No. fixtures

69086	ON/OFF, 15W / max 1	90-264V	50-60Hz IP20	L115xW34xH19
69090	1-10V, 18W / max 1	99-264V	50-60Hz IP20	L120xW52xH22
69079	DALI, 15W / max 1	110-240V	50-60Hz IP20	L120xW52xH22

Class 2 power supply 48V DC 350 mA

Consult **B LIGHT North America**
 Lighting Group Network
 T: 212.775.6363
 E: info@lightinggroupnetwork.com

*To choose the power supply, always add a spare 20% as safety margin.
 See pag 495 for cable size and max wiring distance from power supply to last connected luminaire