



KUADRO 50 ROUND

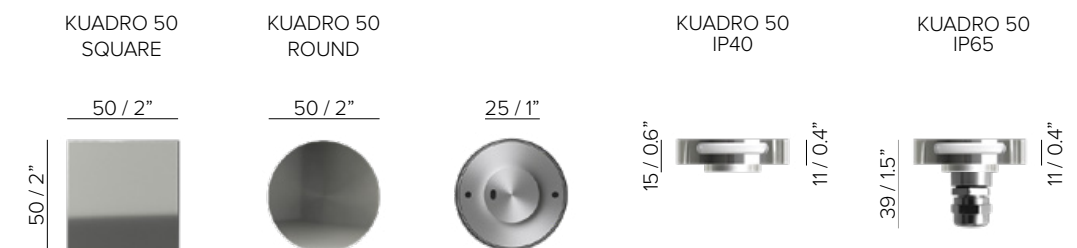


KUADRO 50 SQUARE

KUADRO 50

SPECIFICATIONS









base code	644 KUADRO 50 IP40 - 667 KUADRO 50 IP65
typology	Round or square grazing wall luminaire with light emission on one or two sides
mounting	To surface with suitable screws (included)
diameter	KUADRO 50 ROUND: 50 mm / 2" KUADRO 50 SQUARE: 50x50 mm / 2"x 2"
depth	IP40: 15 mm / 0.6" IP65: 39 mm / 1.5"
construction	Fixture and bezel: turning and milling aluminum. Lens: PMMA
finishes	AISI 304 stainless steel or powder coated when painted. Heat sink anodized
ingress protection	IP40 or IP65. North America dry or wet location
lamp type	Power LED. Remote power supply not included
lamp wattage	2W at 48V DC. North America 2W at 24V DC
lamp lumens	210lm
delivered lumens	120lm (3000K CRI93)
lumen maintenance	50.000h L90
kelvin	2200K CRI80, 2700K CRI93, 3000K CRI93 / 3 step MacAdam
special features	48V DC: unpolarized electronic system. 24V DC: reverse polarity protection. Thermal Sensor - Safe wiring - Two wires dimming - Water stop technology
dimming options	Push button, potentiometer, 0-10V, DALI, DMX, KNX. Dimming options depend on power supply and additional control units to be separately ordered as accessories
certifications	CE, ETL listed for wet location













KUADRO 50 (IP40)

ORDER CODE

BASE CODE	A1 . LIGHT EMISSION	A . POWER SUPPLY	B . KELVIN	C . DIFFUSER
644	41  SQUARE mono-emission 43  SQUARE bi-emission 45  ROUND mono-emission 47  ROUND bi-emission	8 48V DC power supply NOT included R  listed 24V DC power supply NOT included	5 3000K CRI93 8 2700K CRI93 I 2200K CRI80	1 PMMA
Example: BASE CODE 644 A1 41 A 8 B 5 C 1 D 6 = 64441-8516				
D . FINISHES				
5	polished stainless steel 	6	white RAL 9003 	
F	golden bronze 			

KUADRO 50 (IP65)

ORDER CODE

BASE CODE	A1 . LIGHT EMISSION	A . POWER SUPPLY	B . KELVIN	C . DIFFUSER
667	22  SQUARE mono-emission 24  SQUARE bi-emission 26  ROUND mono-emission 28  ROUND bi-emission	8 48V DC power supply NOT included R  listed 24V DC power supply NOT included	5 3000K CRI93 8 2700K CRI93 I 2200K CRI80	1 PMMA
Example: BASE CODE 667 A1 22 A 8 B 5 C 1 D 6 = 66722-8516				
D . FINISHES				
5	polished stainless steel 	6	white RAL 9003 	
F	golden bronze 			



KUADRO 50

ACCESSORIES

REQUIRED ACCESSORIES

	code	output power	input voltage / frequency		IP	dimensions mm
Power supply 48V DC, ON/OFF*	69180	30W	90-264V	47-63Hz	IP20	L160xW46xH30
	69181	40W	90-305V	47-63Hz	IP67	L163xW43xH32
Power supply 48V DC, 1-10V [®] or ON/OFF* ambient temperature up to 60° C	69185	40W	90-305V	47-63Hz	IP67	L171xW62xH37
	69195	75W	100-305V	47-63Hz	IP67	L180xW63xH36
Power supply 48V DC, DALI [®] ambient temperature up to 60° C	*for a perfect dimming, it is necessary that the power supply is saturated to 100%					
	69096	55W	99-264V	50-60Hz	IP20	L129xW76xH30
Power supply 48V DC, 1-10V and DALI	69097	120W	90-305V	47-63Hz	IP67	L191xW63xH38
Class 2 power supply 24V DC	Consult B LIGHT North America Lighting Group Network T: 212.775.6363 E: info@lightinggroupnetwork.com					

*To choose the power supply, always add a spare 20% as safety margin.
See pag 495 for cable size and max wiring distance from power supply to last connected luminaire