



# LAPPEN

## SPECIFICATIONS


base code	66717 LAPPEN 1 - 66718 LAPPEN 2 - 66720 LAPPEN 180
typology	In-ground grazing luminaire or wall mounted steplight. One light sector 90° (LAPPEN 1), two light sectors 90° (LAPPEN 2), one light sector 180° (LAPPEN 180)
mounting	In plasterboard using spring clip (code 69834) to be separately ordered as accessory, or in concrete using o-ring and housing box to be separately ordered as accessory
diameter	44 mm / 1.7"
height	67 mm / 2.6"
required depth	80 mm / 3.2" if mounting in plasterboard - 130 mm / 5.1" if mounting in concrete
first fit requirement	Yes, separate housing box for concrete (code 69301 or code 69391)
cut out	Plasterboard: 36 mm / 1.4" - Concrete: depending on housing box
construction	Turning and milling aluminum or stainless steel AISI 304. Lens: PMMA. Protective glass in PMMA complete with silicone gasket. ABS (code 69391) or PVC (code 69301) housing box
finishes	Bezel: anodized, polished stainless steel AISI 304 or powder coated when painted. Heat sink anodized or stainless steel AISI 304
ingress protection	IP67. North America wet location. Built-in protection from water infiltration and moisture
lamp type	LED array on printed circuit board. Remote power supply not included
lamp wattage	3W at 48V DC. North America 24V DC
lamp lumens	280lm
delivered lumens	130lm
lumen maintenance	50.000h L85
kelvin	2200K CRI80, 2700K CRI93, 3000K CRI93 / 3 step MacAdam ellipse
special features	48V DC: unpolarized electronic system. 24V DC: reverse polarity protection. Thermal Sensor - Safe wiring - Two wires dimming - Water stop technology
dimming options	Push button, potentiometer, 0-10V, DALI, DMX, KNX. Dimming options depend on power supply and additional control units to be separately ordered as accessories
listings	CE, ETL listed for wet location







36 mm / 1.4" depending on housing box    0.15 kg / 0.3 lbs

# LAPPEN

## ORDER CODE

BASE CODE	A . POWER SUPPLY	B . KELVIN	C . DIFFUSER
<b>66717</b> LAPPEN 1	<b>8</b> 48V DC power supply NOT included	<b>5</b> 3000K CRI93	<b>1</b> PMMA
<b>66718</b> LAPPEN 2		<b>8</b> 2700K CRI93	
<b>66720</b> LAPPEN 180	<b>R</b>  listed 24V DC power supply NOT included	<b>I</b> 2200K CRI80	

Example: BASE CODE **66720** A **8** B **5** C **1** D **6** = **66720-8516**

D . FINISHES			
<b>1</b> grey anodized		<b>6</b> white RAL 9003	
<b>F</b> golden bronze		<b>Q</b> anthracite RAL 7024	



# LAPPEN

## ACCESSORIES

### REQUIRED ACCESSORIES - NOT INCLUDED

code	output power	input voltage / frequency	IP	dimensions mm
69180	30W	90-264V	47-63Hz IP20	L160xW46xH30
69185	40W	90-305V	47-63Hz IP67	L171xW62xH37
69186	60W	90-305V	47-63Hz IP67	L171xW62xH37
69195	75W	100-305V	47-63Hz IP67	L180xW63xH36
69096	55W	99-264V	50-60Hz IP20	L129xW76xH30

Power supply 48V DC\*, ON/OFF\* ambient temperature up to 60° C

Power supply 48V DC, 1-10V<sup>®</sup> or ON/OFF\* ambient temperature up to 60° C

Power supply 48V DC\*, DALI<sup>®</sup> ambient temperature up to 60° C

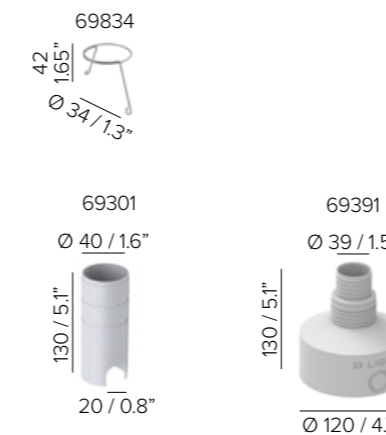
Consult **B LIGHT North America** Lighting Group Network  
T: 212.775.6363  
E: info@lightinggroupnetwork.com

code	description	dimensions mm
69865	IP68 connector, 1 IN - 1 OUT, 2 wires	W37xD22xH37
69847	IP68 connector, 1 IN - 2 OUT, parallel wiring, 2 wires	W45xD30xH17



### OPTIONAL ACCESSORIES

69834	spring clip for plasterboard	dimensions mm Ø34xH42
69301	indoor housing box for concrete	dimensions mm Ø40xH130
69391	outdoor housing box for concrete	dimensions mm Ø120xH130



\*To choose the power supply, always add a spare 20% as safety margin.  
See pag 495 for cable size and max wiring distance from power supply to last connected luminaire