


MEROPE 70

SPECIFICATIONS

base code	67038
typology	Uplight with a drive over load of 3,5 tonnes / 7000 lbs
mounting	Using housing box to be separately ordered as accessory
diameter	Flush faceplate: 70 mm / 2.8" Protuding faceplate: 80 mm / 3.2"
height	73 mm / 2.9" (straight cable exit) or 59 mm / 2.3" (90° cable exit)
required depth	Depending on housing box
first fit requirement	Yes, separate housing box: code 69482, 69484 or 69483 (adjustable height)
floor cut out	Depending on housing box
construction	Fixture: turning and milling aluminum. Faceplate in stainless steel AISI 304. Stainless steel A2 screws. Protective tempered glass complete with silicone gasket. Reflector: polycarbonate. Housing box in PVC
finishes	Fixture anodized and faceplate in brushed stainless steel AISI 304. Glass surface
ingress protection	IP67. North America wet location. Built-in protection from water infiltration and moisture
lamp type	LED array on printed circuit board. MEROPE 70 4°: Power LED. Remote power supply not included
lamp wattage	MEROPE 70: 5W at 48V DC. North America 24V DC. MEROPE 70 4°: 4W at 48V DC. North America 24V DC
lamp lumens	MEROPE 70: 630lm MEROPE 70 4°: 2700K CRI93 - 240lm, 3000K CRI93 - 280lm, 4000K CRI93 - 300lm
delivered lumens	MEROPE 70: 420lm (3000K CRI93, 36°) MEROPE 70 4°: 170lm (3000K CRI93)
lumen maintenance	50.000h L80
beam	4°, 16°, 36°, 45°. Honeycomb for visual comfort included (4° with clear lens)
kelvin	2200K CRI80, 2200K CRI93, 2700K CRI93, 3000K CRI93 / 3 step MacAdam ellipse
special features	MEROPE 70: 48V DC: unpolarized electronic system. 24V DC: reverse polarity protection. Thermal Sensor - Safe wiring - Two wires dimming - Water stop technology MEROPE 70 4°: On/off only. Unpolarized electronic system - Thermal Sensor - Safe wiring - Water stop technology
dimming options	Push button, potentiometer, 0-10V, DALI, DMX, KNX. Dimming options depend on power supply and additional control units to be separately ordered as accessories. MEROPE 70 - 4° On/off only
listings	CE, ETL listed for wet location



MEROPE 70 - 4° BEAM ANGLE - FLUSH FACEPLATE




MEROPE 70

ORDER CODE

BASE CODE

67038

A . POWER SUPPLY

- 8** 48V DC power supply NOT included
- R**  listed 24V DC power supply NOT included

B . KELVIN



- 5** 3000K CRI93
- 8** 2700K CRI93
- D** 2200K CRI93¹
- I** 2200K CRI80

¹NARROW BEAM 4° ONLY

C . BEAM



- N** narrow beam 4°
- 2** spot 16°
- 4** flood 36°
- 5** wide flood 45°

D . FINISHES

- A** stainless steel flush faceplate 
- B** stainless steel protruding faceplate 



Example: BASE CODE **67038** A B C D E F G = **67038-884AASA**

E . LENS

- A** honeycomb 
- B** clear ² 

²NARROW BEAM 4° ONLY



F . OTHER

- S** screws on faceplate 
- N** no screws on faceplate ³ 

³ the faceplate can be removed without tools. Don't choose this option when the fixture will be installed in public spaces.

Available for North America only

G . HEIGHT

- A** straight cable exit 
- B** 90° cable exit (indoor only) ⁴ 


⁴ NOT AVAILABLE FOR NARROW BEAM 4°



MEROPE 70

ACCESSORIES

REQUIRED ACCESSORIES - NOT INCLUDED



code	description	dimensions mm
69482	housing box for concrete	Ø70x145
69484	indoor housing box for concrete	Ø70x73
69483	height adjustable housing box for concrete	Ø150xH155-205

Power supply 48V DC*, ON/OFF

code	output power	input voltage / frequency	IP	dimensions mm
69180	30W	90-264V	47-63Hz	IP20 L160xW46xH30
69185	40W	90-305V	47-63Hz	IP67 L171xW62xH37
69186	60W	90-305V	47-63Hz	IP67 L171xW62xH37

Power supply 48V DC, 1-10V[®] or ON/OFF* ambient temperature up to 60° C

69195	75W	100-305V	47-63Hz	IP67	L180xW63xH36
-------	-----	----------	---------	------	--------------


¹for a perfect dimming, it is necessary that the power supply is saturated to 100%

Power supply 48V DC, 1-10V and DALI

69096	55W	99-264V	50-60Hz	IP20	L129xW76xH30
-------	-----	---------	---------	------	--------------

Class 2 power supply 24V DC

Consult **B LIGHT North America** Lighting Group Network
T: 212.775.6363
E: info@lightinggroupnetwork.com



code	description	dimensions mm
69842	IP68 connector, 1 IN - 1 OUT, 2 wires	W37xD22xH37
69847	IP68 connector, 1 IN - 2 OUT, parallel wiring, 2 wires	W45xD30xH17

code	description	dimensions mm
69841	IP68 connector, 1 IN - 1 OUT, 3 wires	W42xD29xH42
69843	IP68 connector, 1 IN - 3 OUT, parallel wiring, 4 wires	W78xD30xH20

FACEPLATE OPTIONS

