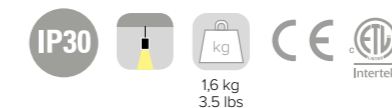





OKKIO 100 SD

SPECIFICATIONS

base code	67177
typology	Pendant luminaire
mounting	To ceiling with 2000 mm / 78.7" steel wire rope (included) using rose
diameter	99 mm / 3.9"
height	164 mm / 6.5"
construction	Fixture: turning and milling aluminum. Reflector: polycarbonate. Protective glass or PMMA
finishes	Powder coated
ingress protection	IP30. North America dry location
lamp type	COB. Remote power supply not included
lamp wattage	16W at 48V DC and 500 mA. North America 48V DC and 500 mA
lamp lumens	2700K CRI93 - 1780lm, 3000K CRI93 - 1840lm, 4000K CRI93 - 1970lm
delivered lumens	1300lm (3000K CRI93, 36°)
lumen maintenance	50.000h L80
beam	15°, 36°, 51°
kelvin	2700K CRI93, 3000K CRI93 and 4000K CRI93 / 3 step MacAdam ellipse
special features	48V DC: unpolarized electronic system - Thermal Sensor - Safe wiring
dimming options	Push button, potentiometer, 0-10V, DALI, DMX, KNX. Dimming options depend on power supply and additional control units to be separately ordered as accessories
listings	CE, ETL listed for dry location





OKKIO 100 SD

ORDER CODE

BASE CODE


67177

A . POWER SUPPLY

8 48V DC power supply NOT included

L 500 mA power supply NOT included

S  listed 48V DC power supply NOT included

U  listed 500 mA power supply NOT included

B . KELVIN

4 4000K CRI93

5 3000K CRI93

8 2700K CRI93

C . BEAM

2 spot 15°

4 flood 36°

5 wide flood 51°

BASE CODE

Example: **67177 8 8 4 6 = 67177-8846**

D . FINISHES

2 black RAL 9005



6 white RAL 9003



E white RAL 9003
black reflector RAL 9005



F golden bronze



ACCESSORIES

REQUIRED ACCESSORIES - NOT INCLUDED

	code	output power	input voltage / frequency	IP	dimensions mm
Power supply 48V DC*, ON/OFF	69180	30W	90-264V	47-63Hz IP20	L160xW46xH30
	69181	40W	90-305V	47-63Hz IP67	L163xW43xH32
	69182	60W	90-305V	47-63Hz IP67	L163xW43xH32
	69183	100W	90-264V	47-63Hz IP20	L201xW70xH35
	69188	150W	90-305V	47-63Hz IP67	L228xW68xH39
	Power supply 500 mA max No. fixtures	69088	ON/OFF, 20W / max 1	100-264V	50-60Hz IP20
69091		1-10V, 20W / max 1	99-264V	50-60Hz IP20	L120xW52xH22
69080		DALI, 20W / max 1	220-240V	50-60Hz IP20	L120xW52xH22
Class 2 power supply 48V DC 500 mA	Consult B LIGHT North America Lighting Group Network T: 212.775.6363 E: info@lightinggroupnetwork.com				

*To choose the power supply, always add a spare 20% as safety margin.
See pag 495 for cable size and max wiring distance from power supply to last connected luminaire